

# Continental

## *Designer-line* REFRIGERATORS

Utilizing Environmentally Safe, CFC-free R-134a Refrigerant



DLUC27-SS



DLUC48-SS

### Models Available

- DLUC27-SS
- DLUC48-SS
- DLUC60-SS
- DLUC72-SS

## Refrigerator

### UNDERCOUNTER REFRIGERATORS

#### Standard Features

- Unique Field Assembled, Bottom Mounted Ventilation System Designed to Allow Cabinets to be Flush Against a Wall or Built into a Counter to Conserve Space
- Modern State-of-the-Art Styling
- Performance Rated Refrigeration System Utilizing Environmentally Safe R-134a Refrigerant
- Unique Airflow Distribution Keeps Product at Uniformly Constant Temperatures
- Easily Serviceable Back Mounted Compressor
- 2" Non-CFC Polyurethane Foam Insulation
- Spring Loaded, Self-Closing Door
- Magnetic Snap-In Gasket
- 3 5/8" Casters
- Heavy-Duty, Epoxy-Coated Steel Shelves
- Interior Hanging Thermometer
- Cabinet Construction Consisting of Stainless Steel Exterior & Interior
- Non-Corrosive, Plasticized Fin Evaporator Coil
- Completely Enclosed, Vented & Removable Case Back
- Automatic, Energy Saving, Non-Electric Condensate Disposal
- Field Rehingable doors
- Meets ADA Height Requirements
- 10ft. Cord & Plug Attached

#### Optional Features & Accessories

- Remote Models - R
- Additional Shelves
- Door Locks
- Electric Condensate
- Single Overshelf
- Double Overshelf

#### REFRIGERATION SYSTEM

The self-contained refrigeration system is rear mounted, concealed behind a removable louvered cover. Full-length front air grille allows for even air circulation to condensing unit. A "Performance Rated", air-cooled, hermetically sealed, capillary type refrigeration system is installed in each model. Plasticized finned coil and air circulating fans are contained within an easily accessible rear mounted housing. Our unique airflow design allows the cabinet to be enclosed on both sides or to be mounted flush against a wall. Our refrigeration system, fully charged with R-134a refrigerant, is designed to maintain 38° - 40° Fahrenheit while operating with an unrestricted air supply in an ambient temperature of 100° Fahrenheit. All condensate water is directed to a non-electric condensate vaporizer located in the compressor compartment, thus no plumbing is required. A strict quality assurance team inspects all materials and components to certify that each model conforms to the most exacting standards. All models are performance tested for a minimum of 16 hours prior to crating.

#### CABINET CONSTRUCTION

All materials are of top quality and are assembled under rigid supervision conforming to strict quality assurance requirements. Case is of all metal welded construction and is internally supported and braced for rigid unit construction. Exterior cabinet back and bottom are heavy gauge galvanized steel.

Cabinet design eliminates overlapping panels with raw edges. Interior corners are rounded with a ¼" radius for cleaning ease. All cabinet joints and seams are vapor-tight sealed. An easily removable anti-sweat door heater, concealed by a non-metallic, non-conductive, high impact thermal breaker strip, eliminates condensation build-up on case front.

#### INSULATION

All cabinet walls, top, and bottom have high density, foamed-in-place, non-CFC polyurethane insulation.

#### SHELVING

Shelves are designed for heavy-duty use with .306" diameter frame and brace members and .140" diameter fill wires spaced ¾" apart. Shelves are welded steel and epoxy-coated for a durable, long, rust-free service life.

#### DOOR CONSTRUCTION

Door shells are constructed of heavy-gauge stainless steel and are internally braced and urethane-foam-insulated for rigidity. Door corners are of welded construction and polished. Replaceable snap-in door gaskets are self adjusting, heavy-duty, magnetic type. Door handles and hinges are chrome-plated and non-corrosive. Hinges are spring loaded, heavy duty, self-closing.



c



**SPECIFICATIONS**

**DLUC27-SS**

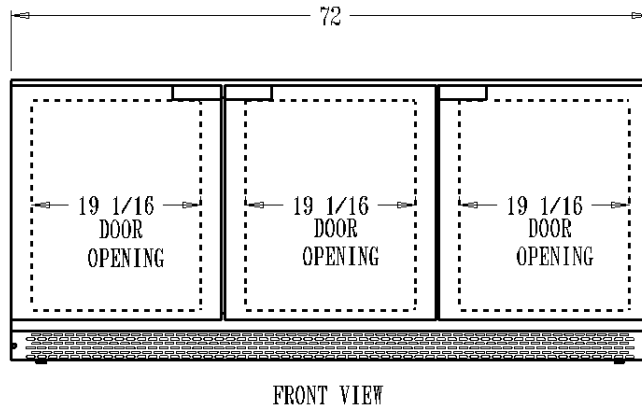
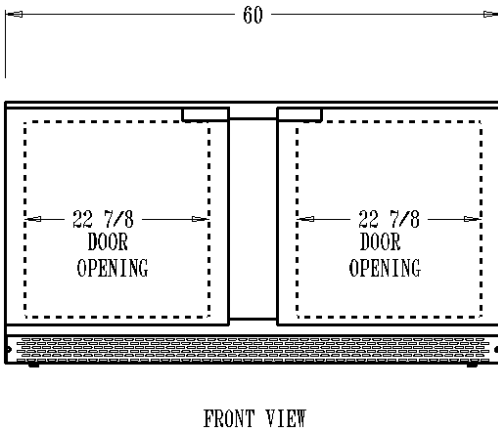
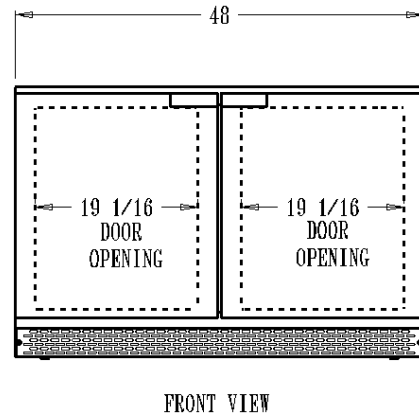
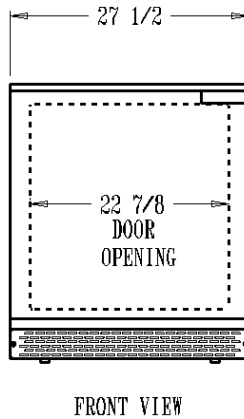
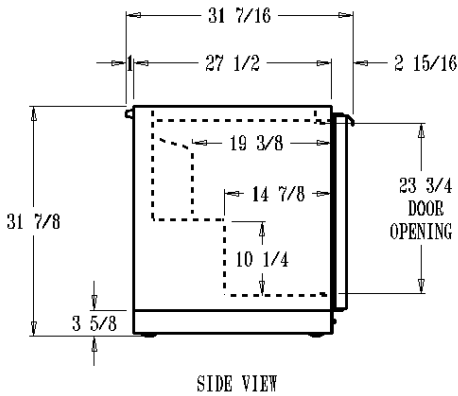
**DLUC48-SS**

**DLUC60-SS**

**DLUC72-SS**

**DIMENSIONAL DATA**

Net Capacity (cu. ft.)	7.4	13.4	17.0	20.6
Width, Overall (in.)	27 <sup>1</sup> / <sub>4</sub>	48	60	72
Depth, Overall (Incl. Hlds.) (in.)	31 <sup>7</sup> / <sub>16</sub>	31 <sup>7</sup> / <sub>16</sub>	31 <sup>7</sup> / <sub>16</sub>	31 <sup>7</sup> / <sub>16</sub>
Height, Overall (Inc. casters)(in.)	31 <sup>6</sup> / <sub>16</sub>	31 <sup>6</sup> / <sub>16</sub>	31 <sup>6</sup> / <sub>16</sub>	31 <sup>6</sup> / <sub>16</sub>
No. of Shelves	1	2	2	3
Shelf Area (sq. ft.)	3.5	6.8	8.1	10.2
No. of Doors	1	2	2	3
Condensing Unit Size (H.P.)	<sup>1</sup> / <sub>5</sub>	<sup>1</sup> / <sub>5</sub>	<sup>1</sup> / <sub>4</sub>	<sup>1</sup> / <sub>4</sub>
Refrigerant	R-134a	R-134a	R-134a	R-134a
Cabinet Electrical	115/60/1	115/60/1	115/60/1	115/60/1
Amps	6.1	7.1	7.6	8.6
No. of Fans	2	3	3	4
Shipping Weight (lbs.)	180	263	300	333
Shipping Height (in.)	43 <sup>1</sup> / <sub>4</sub>	43 <sup>1</sup> / <sub>4</sub>	43 <sup>1</sup> / <sub>4</sub>	43 <sup>1</sup> / <sub>4</sub>
Shipping Length (in.)	35 <sup>3</sup> / <sub>4</sub>	55	68 <sup>1</sup> / <sub>4</sub>	80 <sup>1</sup> / <sub>4</sub>
Shipping Depth (in.)	37 <sup>1</sup> / <sub>4</sub>	37 <sup>1</sup> / <sub>4</sub>	37 <sup>1</sup> / <sub>4</sub>	37 <sup>1</sup> / <sub>4</sub>



**Continental**  
Refrigerator

A Division of National Refrigeration & A/C Products, Inc.  
539 Dunksferry Road Bensalem, PA 19020  
(800) 523-7138 Fax: (215) 244-9579  
www.continentalrefrigerator.com